



REVIVAL<sup>®</sup>

Timber Alternative  
85mm PVCu Casement Window

STANDARD



Sculptured bead

Platinum<sup>®</sup>  
NRG

[www.platinumnrg.co.uk](http://www.platinumnrg.co.uk)

## HARDWARE OPTIONS



WHITE

BLACK

BRIGHT  
CHROME

GOLD

ANTIQUE  
BLACK

GRAPHITE

BRIGHT  
BRONZE

ANTHRACITE

### STANDARD FINISHES

A select range of hardware finishes are available to suit contemporary or traditional installations.

#### PlatinumNRG Chamfered



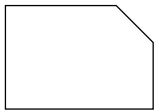
Whitegrain



Oak



Rosewood



White



Oak  
on White



Rosewood  
on White

#### PlatinumNRG Sculptured



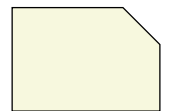
Rosewood



Oak



Black



Cream



Rosewood  
on White



Oak  
on White



Black  
on White



Whitegrain

### ADDITIONAL Hardware Options



Modern  
Monkey-tail  
Handle



Modern  
Tear-drop  
Handle



Traditional  
Monkey-tail  
Handle




Traditional  
Tear-drop  
Handle




### OPTIONAL FINISHES

A wide range of woodgrain and coloured-foil options are available for either or both internal and external faces or even differing frames



Monkey-tail 'dummy' peg-and-stay



## FlushSASH


Based on the thermally efficient PlatinumNRG FlushSASH system, Revival offers the realism of a pre-1930's timber window combined with 21st century benefits – featuring a number of exclusive enhancements.

## Optional Casement Sash

Although Revival is popular with a FlushSASH to replicate timber, the Revival frame will also accept any of our standard rebated sashes

## Deep Timber-look Cill

Another exclusive to PlatinumNRG, our 50mm thick cill is 163mm wide and features traditional throat drip detailing for a realistic timber effect.



## Deep Reveal

Revival deep frame allows for an internal platform, to which a fully operational peg and stay can be fitted for an even more authentic finish.

## Exclusive 85mm outer frame

Only available from PlatinumNRG, Revival's outer frame contains 7 chambers for optimal thermal performance and strength.

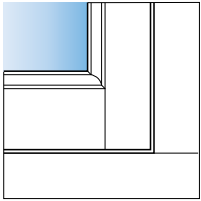
## Optional Deep Bottom Rail

Revival replicates the butt-jointed, deep frame sections found on many older properties and retains the character and aesthetics of your home.

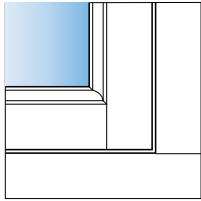
Monkey-tail 'working' peg-and-stay



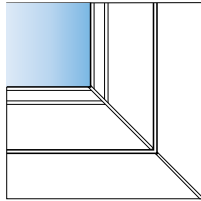
## REVIVAL APPLICATIONS



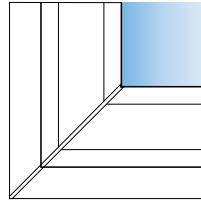
Revival  
flushSASH DBR  
Fully-Mechanical



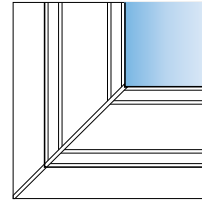
Revival  
flushSASH  
Fully-Mechanical



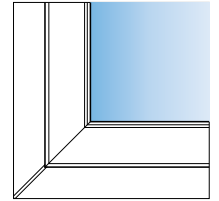
Revival  
flushSASH  
Welded



Revival  
slimSASH  
Welded



Revival  
Sculptured  
Welded



Revival  
Aluminium



## GLOSS FINISH

Polished finish reduces cleaning and maintenance and retains a cleaner look for longer helping resist airborne pollutants and moulds

## HIGH TECHNOLOGY

High-tech multi-chamber design intelligently uses structural PVCu for high strength in both the sash and the frame

## CHOICE OF FINISHES

A selection of standard colours or an extensive range of pre-finished foils are available

## 100% LEAD FREE PVCu

Completely free of poisonous lead stabilisers

## UNIQUE SCULPTURED FRAME

Intelligent design allows any sash from the Platinum NRG range to be used with the Revival frame and cill.

## CHAMFERED or SCULPTURED SASH

A choice of either a chamfered or a more traditional sculptured sash are available

## ENERGY EFFICIENCY

PlatinumNRG is one of the best performing products on the market, taking full advantage of the increased thermal efficiency offered by its multi-chamber profile.

